Myths and legends: Structure

Investigating musical structure by listening to, analysing and performing a song based on a well-known myth.



Science

Life Cycle of animals in our local habitat. Understanding what a food chain is.

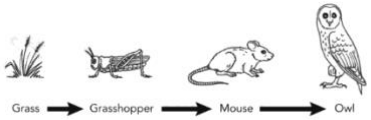



We will be watching the entire life cycle of a butterfly in our class and be visited by some 8 week old chicks!

Mathematics

We are going to consolidate and become confident using the four operations. We will develop our mental maths and knowledge of place value to make adding and subtracting quicker and easier.
We will be working on investigations and problem solving that will use these skills.

Cherry Blossom Class



Summer Term

Reading











English

We will be revisiting and securing some of the tricky phase 5 sounds to support our spelling. We will also be focussing on spelling the phase 5 tricky words correctly-see our website for the lists of these.

Ea/y/oa/j/g/f/ph/s/c/sc/z/eu/oo/yoo/

We are going to focus on non-fiction writing linking to Science. The life cycles of frogs and butterflies and the journey swallows undergo when they migrate.

Year 2 children will continue to develop joined handwriting and year 1's to form all letters correctly with finger spaces keeping letters on the line.

History

We are going to visit the Norwich Castle to find out what it was really like to live there all those years ago. We are also going to visit the Aldborough community centre to find out what it was like living in Aldborough in the past.



Art

We will be reading Katie and the Waterlily Pond by James Mayhew and use this to inspire our paintings for the Claude Monet Celebration on the 2nd July-watch this space!

We will also be designing and making our own healthy wraps in DT.

Science

Animals Including Humans — Year 2

Key Vocabulary	
adult	A fully grown animal or plant.
develop	To grow bigger and become stronger.
life cycle	The changes living things go through to become an adult.
offspring	The child of an animal.
young	Offspring that has not reached adulthood.
live young	Offspring that has not hatched from an egg.

All young animals change as they go through the different stages of their life cycle and grow into adults.

Some animals give birth to live young.



Some animals lay eggs which the young hatch from.



Both of these types of young then develop into adults.

Some offspring look like their adult when they are born.





Some offspring do not look like their adult when they are born.





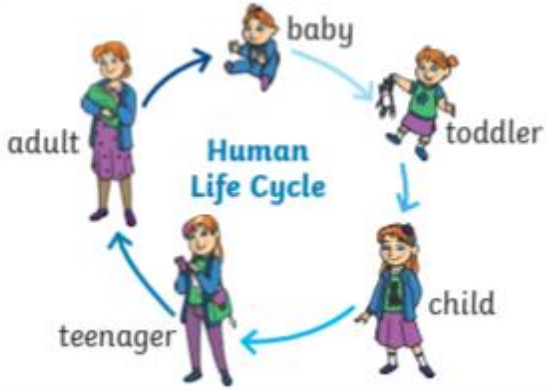

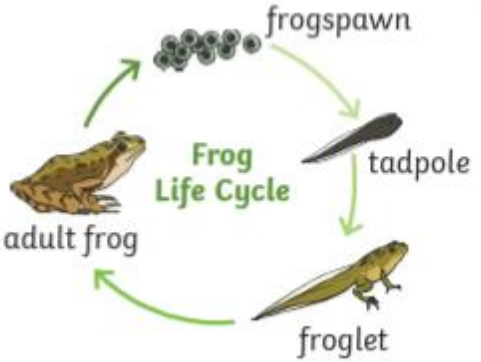

Animals Including Humans

Year 2

Key Vocabulary	
diet	The food and water that an animal needs.
exercise	A physical activity to keep your body fit.
germs	Tiny living things that can cause disease.
hygiene	How we keep ourselves and the world around us clean so we can stay healthy and stop germs spreading.
nutrition	Food needed to live.

To look at all the planning resources linked to the Animals Including Humans unit, click here.

To stay alive, all animals have three basic needs for survival:

air



water



food



To grow into a healthy adult, we must eat the right types of food in the right amount and **exercise**.



Water, lower fat milk and sugar-free drinks.

Eatwell Guide

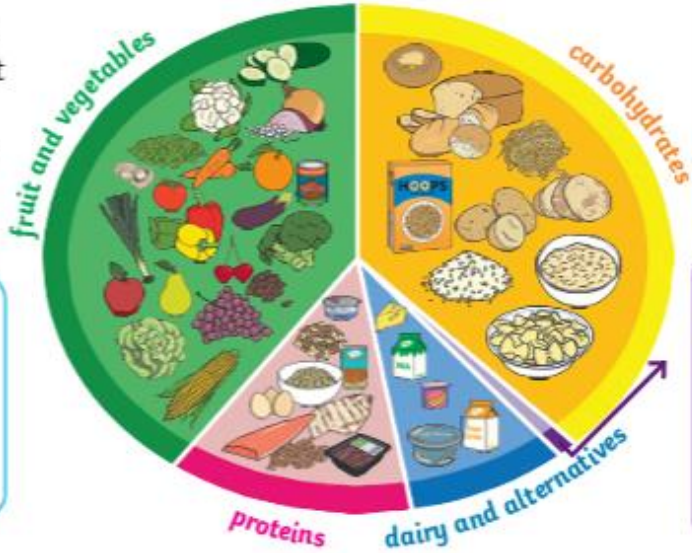

Eat less often and in small amounts.



oil and spreads
Choose unsaturated oils and use in small amounts.



Being active and **exercising** keeps our bodies and minds healthy.



To stop germs from spreading, it is important to be **hygienic**.



Cooking and nutrition - Smoothies

Vocabulary

cut	To use a knife to make something smaller.
fruit	The part of a plant that has the seeds in.
ingredients	The foods needed to make a recipe.
juice	To get the juice out of a fruit or vegetable.
juicer	Something used to get juice from a fruit.
leaf	The flat green part of a plant that grows from a branch or stem.
root	Part of a plant that takes water and other things from the soil.
seed	New plants grow from it.
stem	The long, thin part of a plant that holds it up.
table knife	A tool used for cutting.
vegetable	Any part of a plant that you can eat.



Fruits and vegetables are an important part of a balanced diet.

Skills



cutting



juicing



taste testing

Key facts

fruits



strawberries



grapes



bananas

vegetables



potatoes



spinach



carrots

Music - Singing (On this island)

phrase: A musical sentence.



London bridge is falling down,

dynamics:
The volume of the music (loud or quiet).

pitch:
How high or low a sound is.

tempo:
The speed of the music (fast or slow).



composer:
A person who writes music.

Word processing

Backspace	A key to move the cursor backwards.
Copyright	The law that protects other people's work from being copied or used without permission.
Delete (text)	A button on the keyboard which deletes text.
Image	A picture.
Import	To place another file into a document, such as an image.
Keyboard	An input device made up of buttons that create letters, numbers, and symbols, as well as perform other functions.
Keyboard character	Any letter, symbol, space, number or punctuational mark that can be input with a keyboard.
Paste (text)	To insert copied or cut text.
Redo	To step forwards to the next edit.
Space bar	A button on a keyboard to insert room between letters.
Touch typing	Using a keyboard with all your fingers, without looking at the letters on the keys.
Undo	To step backwards to the previous edit.
Word processing	A program used for creating text documents on a computer.

Keyboard buttons:

Important buttons to learn when typing on a computer.



Key facts

Kapow Primary

Word processing software:

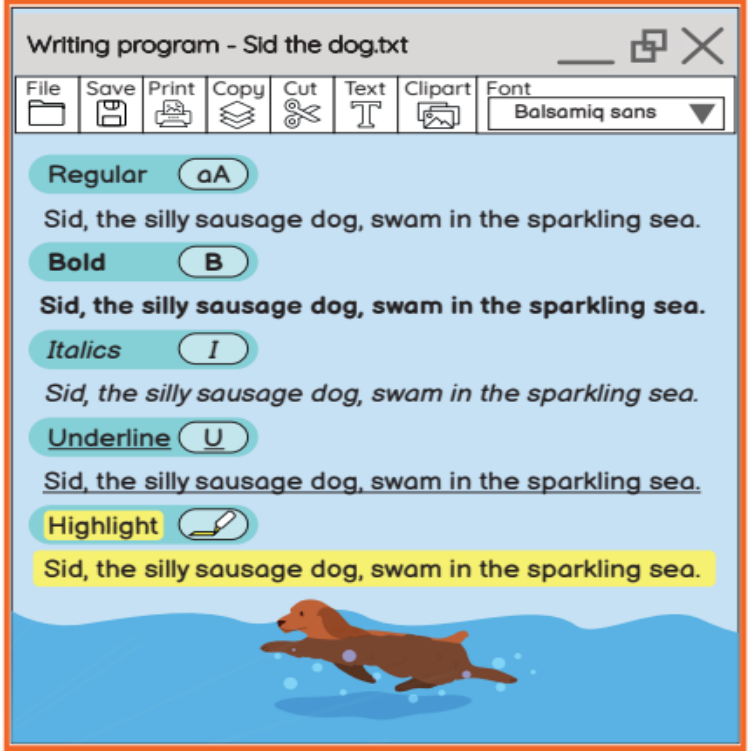

E-books and e-documents can be read on electronic devices



Length and Height

Loading...

Knowledge Organiser

Key Vocabulary

- length
- longer
- shorter
- height
- taller
- measure
- ruler
- tape measure
- metre stick
- centimetre (cm)
- metre (cm)
- compare
- order

Measuring in Centimetres

This ruler measures in **centimetres (cm)**.
The paintbrush is 8cm long.

Measure from zero.



This ruler is to scale.



Comparing Height

The giraffe is **taller** than the lion. The lion is **shorter** than the giraffe.

4m

4m > 1m



1m



Measuring in Metres



We can measure the length or height of larger objects in **metres (m)**.
The girl is 1m and 20cm tall.





We can use metre sticks, trundle wheels or tape measures.
1 metre = 100 centimetres

Comparing Length

The pencil is **shorter** than the pen.
The pen is **longer** than the pencil.

7cm



10cm

7cm < 10cm

twinkl

Length and Height

Knowledge Organiser

Ordering Length

The straws are in order from **longest** to **shortest**.

A

B

C

D

A is the **longest**. B is **longer** than C.

D is the **shortest**. C is **shorter** than A.

Addition with Height

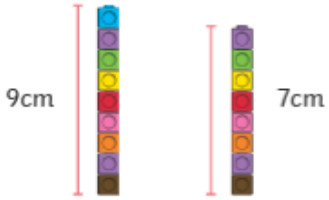

If we stacked the towers, how tall would they be altogether?

9cm + 7cm = 16cm

Subtraction with Length

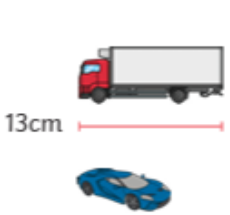

The car is 6cm **shorter** than the truck. How long is the car?

13cm - 6cm = 7cm

Multiplication with Length



The chain has 5 links. Each link is 5cm long. How long is the chain?

5 x 5cm = 25cm

Division with Length



The string of beads is 20cm long. How long is each bead?

20cm ÷ 10 = 2cm

Halving with Height



The daffodil is half as tall as the tulip. How tall is it?

Half of 18cm is 9cm.

Doubling with Height

The pear tree is double the height of the apple tree. How tall is it?

12 metres is double 6 metres.

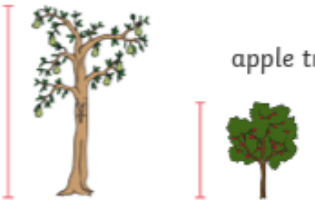

twinkl

Mass, Capacity and Temperature — Knowledge Organiser

Key Vocabulary

- mass
- gram
- kilogram
- lighter
- heavier

Comparing Mass

balanced



heavier lighter



lighter heavier



Grams

Grams are standard units used to measure the mass of lighter objects.

These have about the same **mass** as 1 **gram**.





We can also write **gram** as **g**.

Measuring Mass in Grams

We can use **scales** to measure **mass**.

The strawberry has a **mass** of 10 **grams**.



Kilograms

Kilograms are standard units used to measure the mass of heavier objects.

These have about the same **mass** as 1 **kilogram**.



We can also write **kilogram** as **kg**.

Measuring Mass in Kilograms

The parcel has a **mass** of 10 **kilograms**.



twinkl

Mass, Capacity and Temperature

Knowledge Organiser

Key Vocabulary

- capacity
- volume
- millilitre
- litre

Volume

Volume tells us the amount a container **is holding**.



Capacity

Capacity tells us the amount a container **can hold** when full.



Millilitres

Millilitres are standard units used to measure volume and capacity.

We can also write **millilitres** as **ml**.



Measuring Capacity in Millilitres

The full bottle was poured into the measuring cylinder.

The bottle has a capacity of 30ml.

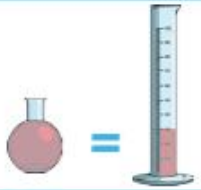

Litres

Litres are standard units used to measure volume and capacity.

There are 1000 millilitres in 1 litre.

We can also write **litres** as **l**.



Measuring Capacity in Litres

The full bucket was poured into the measuring jug.

The bucket has a capacity of 2l.

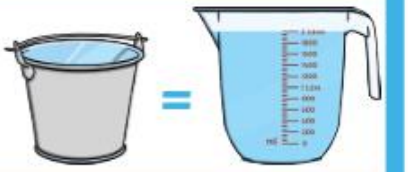

Key Vocabulary

- temperature
- Celsius
- degrees

Measuring Temperature

Temperature tells us how **hot** or **cold** something is.

Degrees Celsius are standard units used to measure **temperature**.

Degrees Celsius can also be written as °C.

We can use thermometers to measure temperature.



This thermometer shows a temperature of 20°C.

twinkl