Singing (Theme: On this island)

We will be learning folk songs and creating sounds to represent three contrasting landscapes: seaside, countryside and the city. We will be learning that:

Sections of music can be described as fast or slow and the meaning of these terms.

Sections of music can be described as loud, quiet or silent and the meaning of these terms.

Sounds within music can be described as high or low sounds and the meaning of these terms.

Notation is read from left to right.

Science

Notice that animals, including humans, have offspring which grow into adults. • Find out about and describe the basic needs of animals, including humans, for survival (water, food and air). • Describe the importance for humans of exercise, eating the right amounts of different types of food, and hygiene.

Mathematics

Length and Height

Measure in metres and centimetres. Using four operations with length and heights

Mass, Capacity and Temperature

Compare volume and capacity. Measure in millilitres and litres. Using the four operations with volume and capacity

Cherry Blossom Class



Summer Term

Reading

Reading is at the heart of what we do in Cherry Blossom Class. This half term we are developing fluency. Please read with your child every night and record these reads in their reading record.

Year 1 children have three reads a week with Mrs Colebrooke and these little Wandle books are sent home for you to share at the weekend. Please look at the GPC's, vocabulary and tricky words at the front of the book with your child



English

Our talk through writing story is The Magic Pot of Porridge. We will learn to recite this story using actions before making up our own version of the tale.

We will be learning to write simple sentences using the correct tense. We will start to use co-ordinated conjunctions 'and 'but and 'or' to write multi-clause sentences.

Our non-fiction writing will be based on writing instructions for making a smoothie.

History

Seaside holidays of the past

What was it like going on holiday to Cromer when Henry Blogg was alive?

Using photos we will learn what it was like to go on holiday to the seaside in the past.

Art

Cooking and nutrition: Smoothies

Preparing foods by cutting and juicing and selecting fruits and vegetables to create a smoothie to meet a design brief.

Science

Animals Including Humans — Year 2

Key Vocabulary	
adult	A fully grown animal or plant.
develop	To grow bigger and become stronger.
life cycle	The changes living things go through to become an adult.
offspring	The child of an animal.
young	Offspring that has not reached adulthood.
live young	Offspring that has not hatched from an egg.

All **young** animals change as they go through the different stages of their **life cycle** and grow into **adults**.

Some animals give birth to **live young**.



Some animals lay eggs which the **young** hatch from.



Both of these types of **young** then **develop** into **adults**.

Some **offspring** look like their **adult** when they are born.



Some **offspring** do not look like their **adult** when they are born.



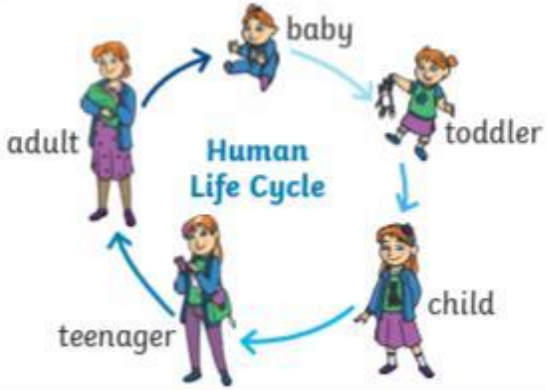

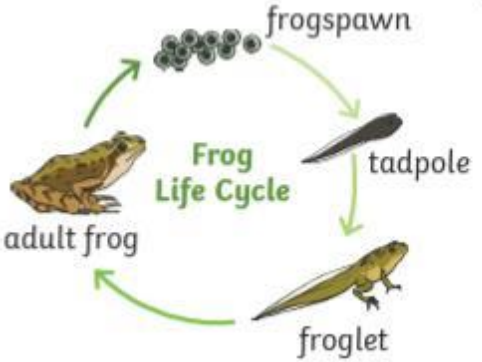

Animals Including Humans

Year 2

Key Vocabulary	
diet	The food and water that an animal needs.
exercise	A physical activity to keep your body fit.
germs	Tiny living things that can cause disease.
hygiene	How we keep ourselves and the world around us clean so we can stay healthy and stop germs spreading.
nutrition	Food needed to live.

To look at all the planning resources linked to the Animals Including Humans unit, click here.

To stay alive, all animals have three basic needs for survival:

air



water



food



To grow into a healthy adult, we must eat the right types of food in the right amount and **exercise**.



Water, lower fat milk and sugar-free drinks.

Eatwell Guide



Eat less often and in small amounts.



oil and spreads
Choose unsaturated oils and use in small amounts.



Being active and **exercising** keeps our bodies and minds healthy.



To stop germs from spreading, it is important to be **hygienic**.



Cooking and nutrition - Smoothies

Vocabulary

cut	To use a knife to make something smaller.
fruit	The part of a plant that has the seeds in.
ingredients	The foods needed to make a recipe.
juice	To get the juice out of a fruit or vegetable.
juicer	Something used to get juice from a fruit.
leaf	The flat green part of a plant that grows from a branch or stem.
root	Part of a plant that takes water and other things from the soil.
seed	New plants grow from it.
stem	The long, thin part of a plant that holds it up.
table knife	A tool used for cutting.
vegetable	Any part of a plant that you can eat.



Fruits and vegetables are an important part of a balanced diet.

Skills



cutting



juicing



taste testing

Key facts

fruits



strawberries



grapes



bananas

vegetables



potatoes



spinach



carrots

Music - Singing (On this island)

phrase: A musical sentence.



London bridge is falling down,

dynamics:
The volume of the music (loud or quiet).

pitch:
How high or low a sound is.

tempo:
The speed of the music (fast or slow).



composer:
A person who writes music.

Word processing

Backspace	A key to move the cursor backwards.
Copyright	The law that protects other people's work from being copied or used without permission.
Delete (text)	A button on the keyboard which deletes text.
Image	A picture.
Import	To place another file into a document, such as an image.
Keyboard	An input device made up of buttons that create letters, numbers, and symbols, as well as perform other functions.
Keyboard character	Any letter, symbol, space, number or punctuational mark that can be input with a keyboard.
Paste (text)	To insert copied or cut text.
Redo	To step forwards to the next edit.
Space bar	A button on a keyboard to insert room between letters.
Touch typing	Using a keyboard with all your fingers, without looking at the letters on the keys.
Undo	To step backwards to the previous edit.
Word processing	A program used for creating text documents on a computer.

Keyboard buttons:

Important buttons to learn when typing on a computer.



Key facts

Kapow Primary

Word processing software:

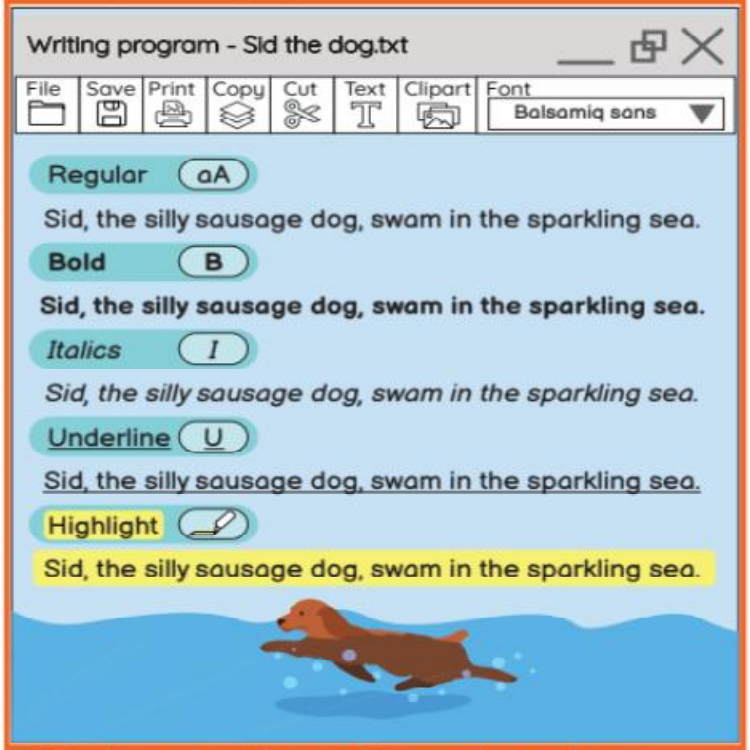

E-books and e-documents can be read on electronic devices



Length and Height

Loading...

Knowledge Organiser

Key Vocabulary

- length
- longer
- shorter
- height
- taller
- measure
- ruler
- tape measure
- metre stick
- centimetre (cm)
- metre (cm)
- compare
- order

Measuring in Centimetres

This ruler measures in **centimetres (cm)**.
The paintbrush is 8cm long.

Measure from zero.



This ruler is to scale.



Comparing Height

The giraffe is **taller** than the lion. The lion is **shorter** than the giraffe.

4m

4m > 1m



1m



Measuring in Metres



We can measure the length or height of larger objects in **metres (m)**.
The girl is 1m and 20cm tall.

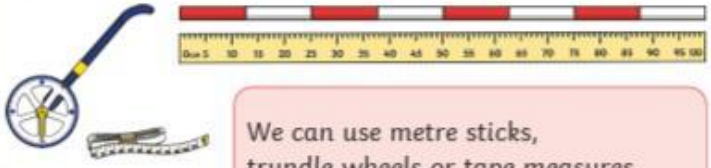

We can use metre sticks, trundle wheels or tape measures.
1 metre = 100 centimetres

Comparing Length

The pencil is **shorter** than the pen.
The pen is **longer** than the pencil.

7cm

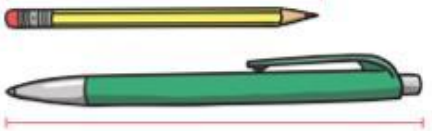

10cm

7cm < 10cm

twinkl

Length and Height

Knowledge Organiser

Ordering Length

The straws are in order from **longest** to **shortest**.

A

B

C

D

A is the **longest**. B is **longer** than C.

D is the **shortest**. C is **shorter** than A.

Addition with Height

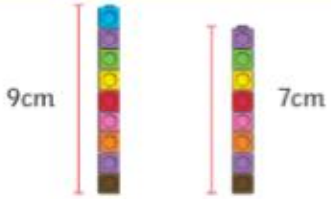

If we stacked the towers, how tall would they be altogether?

9cm + 7cm = 16cm

Subtraction with Length

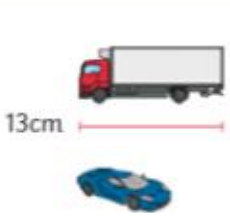

The car is 6cm **shorter** than the truck. How long is the car?

13cm - 6cm = 7cm

Multiplication with Length



The chain has 5 links. Each link is 5cm long. How long is the chain?

5 x 5cm = 25cm

Division with Length



The string of beads is 20cm long. How long is each bead?

20cm ÷ 10 = 2cm

Halving with Height



The daffodil is half as tall as the tulip. How tall is it?

Half of 18cm is 9cm.

Doubling with Height

The pear tree is double the height of the apple tree. How tall is it?

12 metres is double 6 metres.

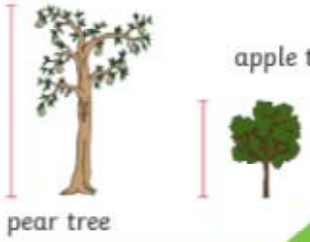

twinkl

Mass, Capacity and Temperature

Knowledge Organiser

Key Vocabulary

- mass
- gram
- kilogram
- lighter
- heavier

Comparing Mass

balanced



heavier lighter



lighter heavier



Grams

Grams are standard units used to measure the mass of lighter objects.

These have about the same **mass** as 1 **gram**.





We can also write **gram** as **g**.

Measuring Mass in Grams

We can use **scales** to measure **mass**.

The strawberry has a **mass** of 10 **grams**.



Kilograms

Kilograms are standard units used to measure the mass of heavier objects.

These have about the same **mass** as 1 **kilogram**.



We can also write **kilogram** as **kg**.

Measuring Mass in Kilograms

The parcel has a **mass** of 10 **kilograms**.



twinkl

Mass, Capacity and Temperature

Knowledge Organiser

Key Vocabulary
capacity
volume
millilitre
litre

Volume

Volume tells us the amount a container **is holding**.

full



half full



empty



Capacity

Capacity tells us the amount a container **can hold** when full.

greatest capacity





smallest capacity



Millilitres

Millilitres are standard units used to measure volume and capacity.

We can also write **millilitres** as **ml**.



Measuring Capacity in Millilitres

The full bottle was poured into the measuring cylinder.

The bottle has a capacity of 30ml.



Litres

Litres are standard units used to measure volume and capacity.

There are 1000 millilitres in 1 litre.

We can also write **litres** as **l**.



Measuring Capacity in Litres

The full bucket was poured into the measuring jug.

The bucket has a capacity of 2l.

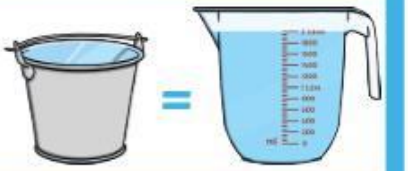

Key Vocabulary
temperature
Celsius
degrees

Measuring Temperature

Temperature tells us how **hot** or **cold** something is.

Degrees Celsius are standard units used to measure **temperature**.

Degrees Celsius can also be written as °C.

We can use thermometers to measure temperature.



This thermometer shows a temperature of 20°C.

twinkl